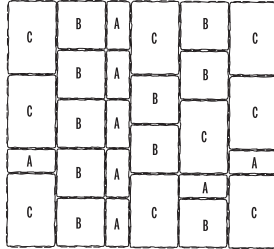




# Mista Random

**DESCRIPTION:** Paver **TEXTURE:** Multi-textured

## PALLET OVERVIEW









Permeable pavers allow for storm water drainage and manage excess runoff. The use of permeable pavers also facilitates LEED® certification easier to obtain.


## NOTES

See page 48 to 51 for more technical information and page 87 to 93 when used as a permeable pavement application.


Specifications per pallet	Imperial	Metric
Cubing	<b>116.20 ft<sup>2</sup></b>	10.80 m <sup>2</sup>
Weight	3 356 lbs	1 522 kg
Number of rows	10	
Coverage per row	11.62 ft <sup>2</sup>	1.08 m <sup>2</sup>
Linear coverage per row	17.71 lin. ft	5.40 lin. m
Void space	6.3 %	
Joint Depth	<b>3/16" to 9/16"</b>	4 to 14 mm

	Unit dimensions	in	mm	Units/pallet
	Height	2 9/16	65	80 units
	Depth	7 7/8	200	
	Length	3 15/16	100	
	Height	2 9/16	65	100 units
	Depth	7 7/8	200	
	Length	7 7/8	200	
	Height	2 9/16	65	90 units
	Depth	7 7/8	200	
	Length	11 13/16	300	

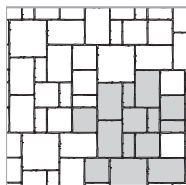
**01 | Modular pattern**  
100% Mista random



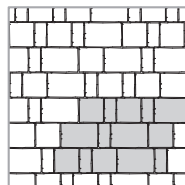
**02 | Modular pattern**  
100% Mista random



**03 | Modular pattern**  
85% Mista random |  
15% Mista square



**04 | Linear pattern**  
100% Mista random



Patterns are for design inspiration only. The installer is responsible to calculate & purchase the correct amount of material.



Distributed by:

**ASIP**  
**ENTERPRISES**

www.aspent.com (800) 869-9600