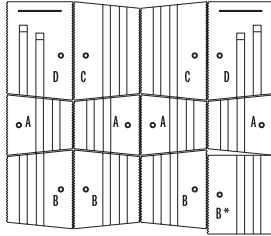




Mini-Creta 3"

DESCRIPTION: Wall double-sided **TEXTURE:** Aged with chiseled corners

PALLET OVERVIEW



COMPATIBLE CAPS

See page 101 for product compatibility.

NOTES


When building a double-sided wall one pallet will cover an average of 21.76 ft².

B* unit can be used as a regular or vertical unit.

* Colors only available in half-pallets.

See page 97 to 118 for more technical information.

01 | Linear pattern



Patterns are for design inspiration only. The installer is responsible to calculate & purchase the correct amount of material.

Visit our website for more patterns.

Specifications per pallet		Imperial	Metric
Cubing	FULL PALLET	24 ft ²	2.23 m ²
	*HALF-PALLET	12 ft ²	1.11 m ²
		95.01 lin. ft	28.96 lin. m
Weight	FULL PALLET	2 486 lbs	1 128 kg
	*HALF-PALLET	1 248 lbs	566 kg
		47.51 lin. ft	14.48 lin. m
Minimum radius		7 ft	2.1 m
Number of rows	FULL PALLET	8	
	*HALF-PALLET	4	
Coverage per row		3 ft ²	0.28 m ²
Linear coverage per row		11.88 lin. ft	3.62 lin. m

	Unit dimensions	in	mm	Units/pallet
A	Height	2 ¹⁵ / ₁₆	75	32 units
	Depth	9 ¹³ / ₁₆	250	
	Length 1	9 ¹ / ₁₆	230	
	Length 2	7 ¹ / ₁₆	180	
B	Height	2 ¹⁵ / ₁₆	75	24 units
	Depth	9 ¹³ / ₁₆	250	
	Length 1	11 ¹³ / ₁₆	300	
	Length 2	9 ¹³ / ₁₆	250	
B*	Height	2 ¹⁵ / ₁₆	75	8 units
	Depth	9 ¹³ / ₁₆	250	
	Length 1	11 ¹³ / ₁₆	300	
	Length 2	11 ¹³ / ₁₆	300	
C	Height	2 ¹⁵ / ₁₆	75	16 units
	Depth	9 ¹³ / ₁₆	250	
	Length 1	14 ³ / ₄	375	
	Length 2	12 ¹³ / ₁₆	325	
D	Height	2 ¹⁵ / ₁₆	75	16 units 8 right corners 8 left corners
	Depth	9 ¹³ / ₁₆	250	
	Length 1	14 ³ / ₄	375	
	Length 2	13 ³ / ₄	350	

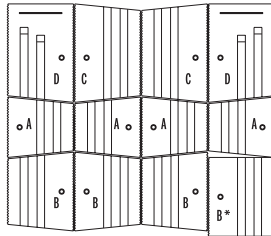




Mini-Creta 6''

DESCRIPTION: Wall double-sided **TEXTURE:** Aged with chiseled corners

PALLET OVERVIEW



COMPATIBLE CAPS

See page 101 for product compatibility.


NOTES

When building a double-sided wall one pallet will cover an average of 27.21 ft².

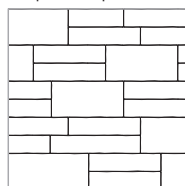
B* unit can be used as a regular or vertical unit

See page 97 to 118 for more technical information.

01 | Linear pattern



02 | Linear pattern



Patterns are for design inspiration only. The installer is responsible to calculate & purchase the correct amount of material.

Visit our website for more patterns.

Specifications per pallet	Imperial	Metric
Cubing	30 ft²	2.79 m ²
	59.38 lin. ft	18.10 lin. m
Weight	3 192 lbs	1 448 kg
Minimum radius	7 ft	2.1 m
Number of row	5	
Coverage per row	6 ft ²	0.56 m ²
Linear coverage per row	11.88 lin. ft	3.62 lin. m



	Unit dimensions	in	mm	Units/pallet
A	Height	5 7/8	150	20 units
	Depth	9 13/16	250	
	Length 1	9 1/16	230	
	Length 2	7 1/16	180	
B	Height	5 7/8	150	15 units
	Depth	9 13/16	250	
	Length 1	11 13/16	300	
	Length 2	9 13/16	250	
B*	Height	5 7/8	150	5 units
	Depth	9 13/16	250	
	Length 1	11 13/16	300	
	Length 2	11 13/16	300	
C	Height	5 7/8	150	10 units
	Depth	9 13/16	250	
	Length 1	14 3/4	375	
	Length 2	12 13/16	325	
D	Height	5 7/8	150	10 units 5 right corners 5 left corners
	Depth	9 13/16	250	
	Length 1	14 3/4	375	
	Length 2	13 3/4	350	



Distributed by:



www.aspent.com (800) 869-9600