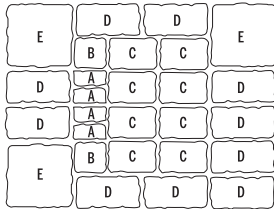


Athena

DESCRIPTION: Paver **TEXTURE:** Undulated and aged

PALLET OVERVIEW



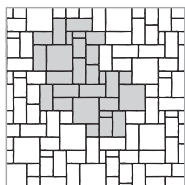
NOTES

See page 48 to 51 for more technical information.


Specifications per pallet	Imperial	Metric
Cubing	116.50 ft²	10.83 m ²
Weight	3 515 lbs	1 594 kg
Number of rows	10	
Coverage per row	11.65 ft ²	1.08 m ²

	Unit dimensions	in	mm	Units/pallet
A		Height: 2 ⁹ / ₁₆ Depth: 5 ⁷ / ₈ Length: 2 ¹⁵ / ₁₆	65 150 75	40 units
B		Height: 2 ⁹ / ₁₆ Depth: 5 ⁷ / ₈ Length: 5 ⁷ / ₈	65 150 150	20 units
C		Height: 2 ⁹ / ₁₆ Depth: 5 ⁷ / ₈ Length: 8 ⁷ / ₈	65 150 225	80 units
D		Height: 2 ⁹ / ₁₆ Depth: 5 ⁷ / ₈ Length: 11 ¹³ / ₁₆	65 150 300	100 units
E		Height: 2 ⁹ / ₁₆ Depth: 11 ¹³ / ₁₆ Length: 11 ¹³ / ₁₆	65 300 300	30 units

01 | Modular pattern



Patterns are for design inspiration only. The installer is responsible to calculate & purchase the correct amount of material.



Distributed by:

ASIP
ENTERPRISES

www.aspent.com (800) 869-9600