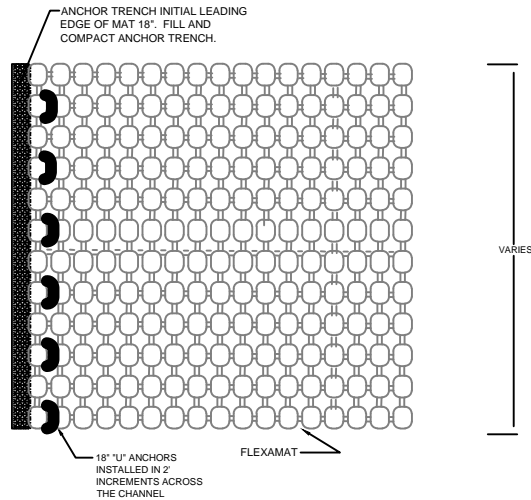
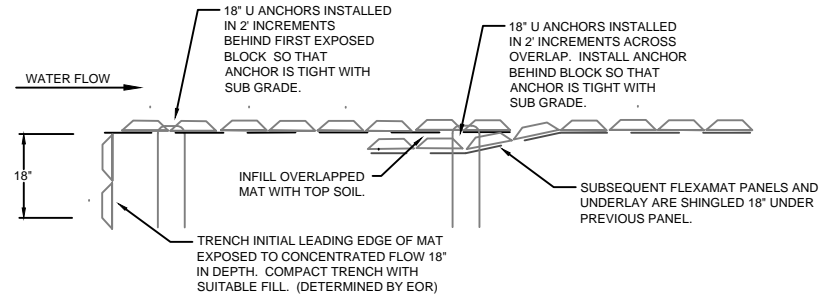


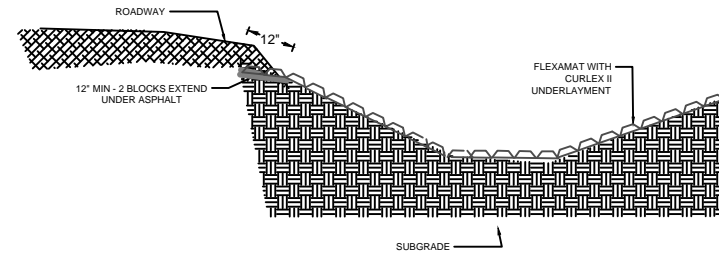
**INITIAL PERPENDICULAR EDGE  
EXPOSED TO CONCENTRATED FLOW**



**PERPENDICULAR SEAM OVERLAPS**



**LONGITUDINAL EDGE ADJACENT WITH ROADWAY**



**FLEXAMAT INFORMATION**

Manufacturer: Motz Enterprises, Inc.  
 Product Name: Flexamat®  
 Address: 3153 Madison Road  
 Cincinnati, Ohio 45209  
 Telephone: 513-772-MOTZ (6689)  
 Fax: 513-772-6690  
 Contact: Matt Motz  
 Email: Matt@Flexamat.com  
 Website: [www.Flexamat.com](http://www.Flexamat.com)

**CONSTRUCTION NOTES:**

1. GRADE CHANNEL SO THAT WATER WILL FLOW DOWN THE CENTER OF THE CHANNEL AND BE CONTAINED TO THE CHANNEL. ALL SUBGRADE SURFACES PREPARED FOR PLACEMENT OF MATS SHALL BE SMOOTH AND FREE OF ALL ROCKS, STICKS, ROOTS, OTHER PROTRUSIONS, OR DEBRIS OF ANY KIND. THE PREPARED SURFACE SHALL PROVIDE A FIRM UNYIELDING FOUNDATION FOR THE MATS.
2. APPLY SEED DIRECTLY TO THE PREPARED SOIL PRIOR TO FLEXAMAT INSTALLATION. USE SEED PER PROJECT SPECIFICATIONS.
3. INSTALL FLEXAMAT ROLLS. AVAILABLE WIDTHS ARE 4', 5.5', 8', 10', 12', & 16' AVAILABLE IN CUSTOM LENGTHS. FOR WIDER WIDTHS, INSTALL MATS ADJACENT TO EACH OTHER. (CONTACT MANUFACTURER FOR DETAIL ADDRESSING LONGITUDINAL SEAMS.)
4. AT THE TOP OF THE CHANNEL, THE INITIAL LEADING EDGE OF FLEXAMAT EXPOSED TO CONCENTRATED FLOWS SHALL BE EMBEDDED 18" VERTICALLY INTO THE SUB GRADE TO SERVE AS AN ANCHOR TRENCH. THE TRENCH SHALL BE FILLED AND COMPACTED WITH SUITABLE FILL OR OTHER (AS SPECIFIED BY EOR).
5. FOR ADDITIONAL SECTIONS OF MAT, OVERLAP THE DOWNSTREAM SECTION 18" WITH UPSTREAM SECTION OF MAT. PRIOR TO INSTALLING OVERLAP, FLIP UPSTREAM MAT BACK 24". EXCAVATE 2.25' OF SOIL 18" FROM END OF UPSTREAM MAT. DOWNSTREAM SECTION IS LAID IN THE SHALLOW TRENCH. LIGHTLY SPREAD TOPSOIL OVER INITIAL EDGE. FLIP END OF UPSTREAM MAT OVER THE SOIL COVERED INITIAL LEADING EDGE OF DOWNSTREAM MAT.
6. INSTALL 18" U-ANCHORS IN 2' INCREMENTS ACROSS THE OVERLAP. INSTALL ANCHORS DIRECTLY BEHIND BLOCKS. "U" ANCHORS CONSIST OF #3 REBAR "U" ANCHOR WITH 18" LEGS.
7. EXTEND ASPHALT OVER 12" OF MAT DIRECTLY ADJACENT TO ROADWAY. ASPHALT SHALL BE MINIMUM OF 2" THICK OVER TOP OF FLEXAMAT BLOCKS. FINISHED ASPHALT SPREAD SHALL BE FLUSH WITH ROADWAY.
8. AT THE END OF THE ARMORED CHANNEL, EMBED THE MAT 18" IN A TERMINATION TRENCH. FILL AND COMPACT TERMINATION TRENCH WITH SOIL.



ASP Enterprises-STL 1099 Cassens Ind. Ct. Fenton, MO 63026 TF: 800-869-9600 <a href="http://www.aspent.com">www.aspent.com</a>	ASP Enterprises-KC 5301 E. 59th St. Kansas City, MO 64130 TF: 800-519-2304 <a href="http://www.aspent.com">www.aspent.com</a>	ASP Enterprises-Omaha 15263 Cooper St. Omaha, NE 68138 TF: 877-678-8027 <a href="http://www.aspent.com">www.aspent.com</a>
--	---	--