

CUMBERLAND COMBO 6CM


PRODUCT NUMBER # 347



- Gently undulating surfaces and edges create the timeless, old-world look of of quarried basalt setts
- Designed to be installed in an efficient repeating runner or ashlar pattern, with equal numbers of 1/2, square, and 3/2 stones
- Suitable for medium vehicular applications, such as residential streets and commercial parking lots, with proper pavement design and installation
- Joints and surfaces are designed to create a natural look, minimize furniture wobble, and meet ADA gap and lippage requirements
- Made of durable concrete that won't decay, distort, or attract pests. Iron oxide pigments won't fade with extended UV exposure. Meets or exceeds applicable requirements of ASTM C936 and C1782


The Cumberland series features undulating surfaces and ruffled edges which recall the timeless appeal of quarried basalt setts. Cumberland - also available in a Circle Pack - is designed for repeating random runner and ashlar patterns, which install quickly and create the aesthetic of historical Old World pavements. Cumberland is suitable for Rumbling, which weathers the stones by breaking and softening paver edges and corners.

STONE(S)



			3x6	6x6	6x9
Height	<i>in</i>	In.	2.36	2.36	2.36
	<i>mm</i>	MM.	60	60	60
Length	<i>in</i>	IN.	2.95	5.91	8.86
	<i>mm</i>	MM	75	150	225
Width	<i>in</i>	IN	5.91	5.91	5.91
	<i>mm</i>	MM	150	150	150
Units	<i>/pl</i>	QTY	160	160	160

PALLET LAYOUT



NOTES

Weights are approximate and do not include shipping pallet. Installation to applicable ICPI standards is required for warranty coverage. Made with natural materials, which vary in color, and Portland cement, which may effloresce - any implied warranty to the contrary is disclaimed.

PALLET SPECS

Pallet Weight	3248 lbs
Sq Ft/Pallet	116 sq.ft.



Distributed by:

www.aspent.com (800) 869-9600

www.pavestone.com

CUMBERLAND CIRCLE 6CM

PRODUCT NUMBER # 635



- Gently undulating surfaces and edges create the timeless, old-world look of quarried basalt setts
- A variety of shapes provide maximum creative flexibility for decorative installation patterns ranging from fans to bogens
- Suitable for medium vehicular applications, such as residential streets and commercial parking lots, with proper pavement design and installation
- Joints and surfaces are designed to create a natural look, minimize furniture wobble, and meet ADA gap and lippage requirements
- Made of durable concrete that won't decay, distort, or attract pests. Iron oxide pigments won't fade with extended UV exposure. Meets or exceeds applicable requirements of ASTM C936 and C1782

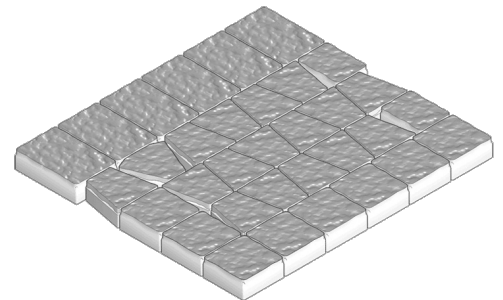
The Cumberland series features undulating surfaces and ruffled edges which recall the timeless appeal of quarried basalt setts. Cumberland - also available in a Circle Pack - is designed for repeating random runner and ashlar patterns, which install quickly and create the aesthetic of historical Old World pavements. Cumberland is suitable for Rumbling, which weathers the stones by breaking and softening paver edges and corners.

STONE(S)



			Wedge	Trap	4.5x6	6x6	6x9
Height	<i>in</i>	In.	2.36	2.36	2.36	2.36	2.36
	<i>mm</i>	MM.	60	60	60	60	60
Length	<i>in</i>	IN.	6.18	4.21	4.43	6.18	8.86
	<i>mm</i>	MM	157	107	112.5	150	225
Width	<i>in</i>	IN	6.18	6.18	6.18	6.18	6.18
	<i>mm</i>	MM	150	150	150	150	150
Units	<i>/pl</i>	QTY	8	128	16	64	48

PALLET LAYOUT



NOTES

Weights are approximate and do not include shipping pallet. Installation to applicable ICPI standards is required for warranty coverage. Made with natural materials, which vary in color, and Portland cement, which may effloresce - any implied warranty to the contrary is disclaimed.

PALLET SPECS

Pallet Weight	1792 lbs
Sq Ft/Pallet	64 sq.ft.



Distributed by:



www.aspent.com

(800) 869-9600

www.pavestone.com