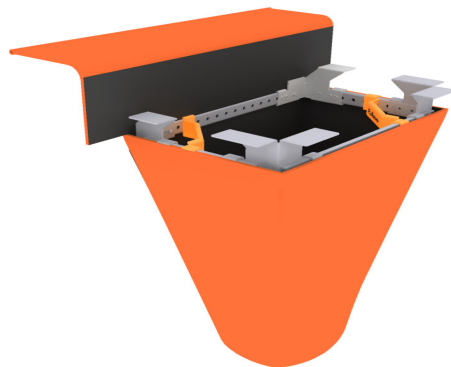
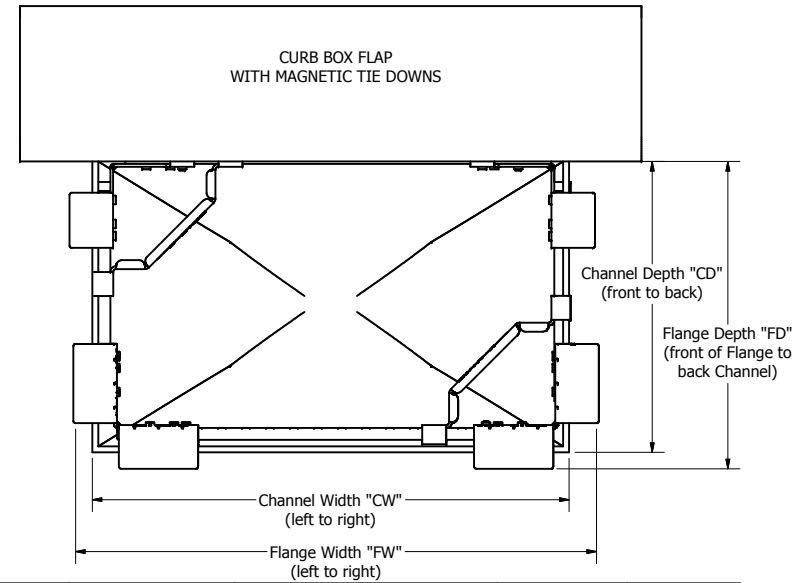
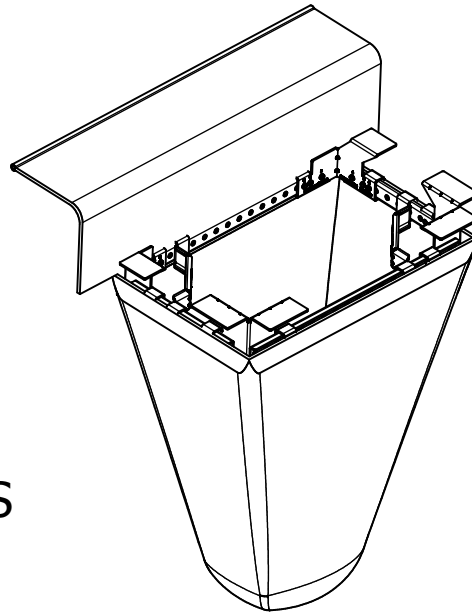


IPP FLeXstorm INLET FILTERS

PRODUCT SELECTION for CURB BOX CASTINGS



DOT Design Standard	ST	Neenah Foundry	East Jordan	FLeXstorm P/N	Casting Grate Size (Width x Depth)	Casting Clear Opening (Width x Depth)	FLeXstorm Flange "FW" x "FD"	FLeXstorm Channel "CW" x "CD"
			7205	CB-2011	20 x 10.9	18.5 x 9.0	19.7 x 10.2	17.5 x 9.0
		R3235		CB-2017	19.9 x 17	18 x 15	19.7 x 15.7	17.5 x 14.5
8, 9	IN	R3286-8V/9V	7520-T1	CB-2216	21.6 x 15.6	19.7 x 13.5	21.2 x 14.2	19.0 x 13.0
		R3010		CB-2315	23 x 16	20.25 x 13	22.2 x 13.7	20.0 x 12.5
		R3275	7000	CB-2117	21.4 X 17	19.4 X 16.0	21.2 x 16.2	19.0 x 15.0
3	IL	R3278-A, R3501-A	7220, 7221	CB-2217	22.0 x 16.9	20.0 x 15.5	21.7 x 15.7	19.5 x 14.5
K, C, CX	MI	R3236	7045Z, 7050T, 7066Z	CB-2219	22.25 x 18.6	20.25 x 15.5	22.2 x 15.7	20.0 x 14.5
		R3501-L1A	7010	CB-2316	23 X 16	21.5 X 15	22.7 x 15.2	20.5 x 14.0
H	MI		7075M1	CB-2424	24.25 x 23.625	23 x 22	24.2 x 22.7	22.0 x 21.5
11	IL	R3281-A	7210	CB-2911	28.75 x 11.4	27 x 10	28.7 x 11.2	26.5 x 10.0
10, 11	IN	R3287-10V	7505	CB-3516	34.75 x 15.6	33 x 14	34.7 x 14.7	32.5 x 13.5
		R3067, R3246		CB-3518	35.2 x 17.5	33 x 15	34.7 x 15.2	32.5 x 14.0
			7030	CB-3618	35.5 x 17.75	33.2 x 15.5	35.2 x 16.2	33.0 x 15.0
		R3246-A	7510	CB-3618	35.8 x 23.8	33.4 x 21	35.2 x 21.7	33.0 x 20.5
21	IL	R3527-V	7540	CB-2323	22.5 x 22.5	20.5 x 20.5	22.2 x 21.2	20.0 x 20.0

NOTE: Selection not limited to that shown in table. Please specify grate size, clear opening size, or casting make and number.

DRAWN Jamie	9/11/2007	INLET & PIPE PROTECTION	
CHECKED			
QA		TITLE	
MFG		FLeXstorm Product Selection for Curb Box Castings	
APPROVED		SIZE C	DWG NO FLeXstorm Curb Box
		SCALE	REV
			SHEET 1 OF 1